

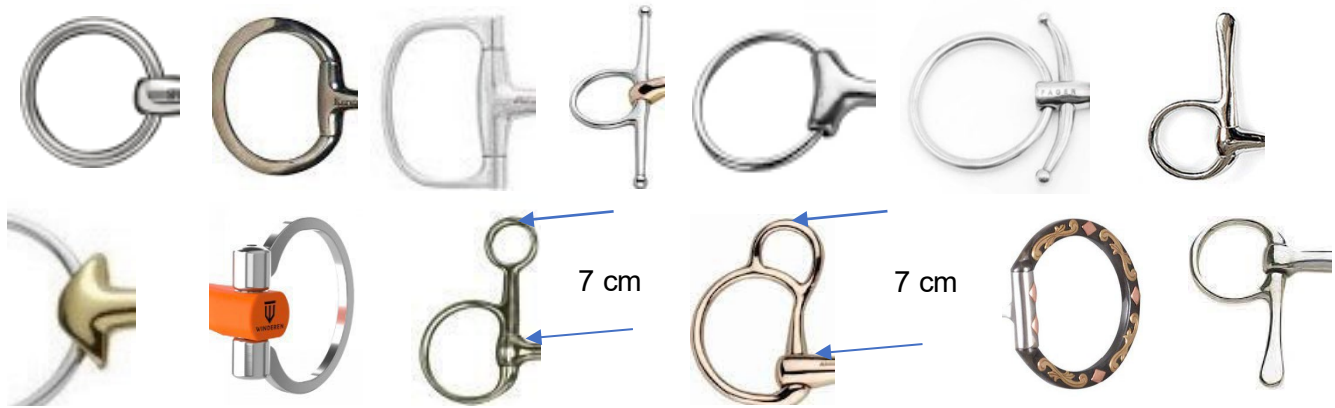
Bits/Bridles/Equipment Quick Identification Field Guide

This field guide has been created to aid the TD when reviewing bits in the field. This content is derived from Annex A and is organized in this format for ease in quick reference. **For any bit that is not clearly legal, always refer to the rule book and Annex A.**

As TDs will not be familiar with every possible bit that is on the market, it may be easier in the review process to break the bit into its component parts.

Snaffle bits consist of the ring, the mouthpiece and the center (if there is one) of the mouthpiece. Utilizing the illustrations below, compare the bit being reviewed to each component on the chart to see if all of its elements are legal. All three elements have to be legal for the entire bit to be legal. **Not all legal snaffles may be used as bridoons.**

Rings - Diameter of the mouthpiece must be 10 mm minimum at rings/cheeks. These rings are allowed:



Below are some that are similar to the above but are **not** allowed:



1. Allows mouthpiece to rotate
2. Golden Wings
3. Style of cheeks are not allowed
4. Cheeks too long

Mouthpieces – May be a Mullen mouth (straight mouthpiece), jointed (single or double joint) or curved upward.

The Snaffle mouthpiece must be smooth metal/synthetic/rubber covered. The mouthpiece must have a minimum diameter of 10 mm where it meets the rings or cheeks. Snaffles used in Young Horse and Children's classes must have a minimum diameter of 12 mm. These mouthpieces are allowed.



- Mullen Mouth
- Single or double joint
- Upward curve mouthpiece
- The curve must 30 mm or less

Below are some examples of mouthpieces that are not allowed. The first 3 are too high (30mm)/right is an adjustable mouthpiece.



Center pieces


A snaffle bit may be unjointed, single-jointed, or double-jointed. The center link in a double-jointed snaffle must be smooth. The reason that the physical bit must be inspected is to determine if it conforms to flexibility and permissible action requirements. These center pieces are all allowed.



Below - These may be legal but need to be inspected more closely to determine that. Does the first one lock/have limited movement? What is the height of the second one and is it being used correctly? Is the third one flat, which would make it not allowed?



Below are a few examples of center pieces that are not allowed:



See Annex A for additional information on why these are not allowed.

BRIDOONS

Bridoons must be jointed. Any shape that is not allowed as a snaffle is not allowed as a bridoon. These allowed 'snaffle' shapes are not allowed as bridoons.



CURBS

Height of port must be 30mm or less – length of lower cheek 10 cm or less and upper cheek 5 cm or less– upper cheek must not be longer than the lower cheek. Diameter of mouthpiece 12 mm except ponies 10mm – mouth piece can be flexible, rubber or synthetic.

Mouth piece cannot be single or double jointed – cheeks cannot swivel – cannot have separate rotating upper cheek and lower cheek.

Below: the first shape is not allowed. The second and third are allowed.



1. Neue Schule – Turtle Tilt
Shape creates tongue restriction

2. Neue Schule Warmblood Weymouth

3. Curb with swivel/sliding arms

Bridles/headstalls – examples of those not allowed



- 1. Shape of crownpiece/pressure on poll
- 2. If curved noseband contains metal
- 3. Metal snaps on bridle
- 4. Crownpiece
- 5. Fleece or sheepswool on bridle – bridle legal without this




Crownpieces with buckles touching skin, or pressure points such as these are not allowed.

Bridles/headstalls – examples of some that are allowed.



Must now have a throatlatch.



- 1. PS of Sweden Jump Off
- 2. Collegiate Comfit Fit
- 3. Tota Comfort Dropped Noseband
- 4. PS of Sweden Pioneer
- 5. Artemis Victory
- 6. Jeffries Gentle
- 7. PS of Sweden Nirak
- 8. Equitas Alpha
- 9. Buhler Anatomical
- 10/11. Elite Artemis Advance (with pressure relieving crownpiece)